

Phonics: Read, Write Including Set 1 Sounds



Key Vocabulary (Words)

Phoneme	A single unit of sound, e.g. m.
Grapheme	The written sound of a phoneme.
Digraph	Where two letters represent one sound, e.g. sh.
Vowels	The letters: a, e, i, o, u.
Consonants	All consonants are the letters except a, e, i, o, u.
Segment	When you break a word into the individual sounds, e.g. c a t.
Blend	When the sounds are then quickly put back together, e.g. c a t – cat.
Green Word	A word that is fully decodable and is able to be segmented.
Red Word	A word that cannot be decoded through phonics, e.g. the.
Nonsense words	Made up words to check phonic decoding skills, e.g. vaz nep dap.
CVC	Consonant/vowel/consonant words, e.g. cat map log.

Set 1 Speed Sounds

 Stretch: mmmmmountain Handwrite: Make, mountain, mountain	 Bounce: a-a-a-apple Handwrite: Round the apple, down the leaf	 Stretch: ssssssnake Handwrite: Slither down the snake	 Bounce: d-d-d-dinosaur Handwrite: Round his bottom, up his tall neck, down to his feet	 Bounce: g-g-g-girl Handwrite: Round her face, down her hair and give her a curl	 Bounce: o-o-o-orange Handwrite: All around the orange	 Bounce: c-c-c-caterpillar Handwrite: Curl around the caterpillar	 Bounce: k-k-k-kangaroo Handwrite: Down the kangaroo's body, tail and leg
 Bounce: t-t-t-tower Handwrite: Down the tower, across the tower	 Bounce: i-i-i-insect Handwrite: Down the body, dot for the head	 Stretch: nnnnet Handwrite: Down Nobby, over his net	 Bounce: p-p-p-pirate Handwrite: Down the pistol and over the pirate's face	 Bounce: u-u-u-umbrella Handwrite: Down and under, up to the top and draw the puddle	 Bounce: b-b-b-boat Handwrite: Down the back to the heel, round the toe	 Stretch: ffffflower Handwrite: Down the stem, and draw the leaves	 Bounce: e-e-e-egg Handwrite: Lift off the top and scoop out the egg
 Stretch: lllleg Handwrite: Down the long leg	 Bounce: h-h-h-horse Handwrite: Down the head to the hooves and over his back	 Stretch: shhshh says the horse to the hissing snake	 Stretch: rrrrobot Handwrite: Down his back, then curl over his arm	 Stretch: thhhh Handwrite: The princess in the tower is rescued by the horse. She say thhhankyou	 Stretch: zzzzz Handwrite: Zig-zag-zig	 Bounce: ch-ch-choo The horse sneezes when the caterpillar's hairs get up his nose	 Bounce: qu-qu-quen Handwrite: Round her head, up past her earrings and down her hair
 Bounce: j-j-j-jelly Handwrite: Down his body curl and dot	 Stretch: vvvvulture Handwrite: Down a wing, up a wing	 Bounce: u-u-u-unicorn Handwrite: Down his horns up a horn and under his head	 Bounce: w-w-w-worm Handwrite: Down, up, down, up	 Bounce: x-x-x-xercise Handwrite: Down the arm and leg and repeat the other side	 Bounce: z-z-z-zebra Handwrite: Zig-zag-zig	 Bounce: ch-ch-choo The horse sneezes when the caterpillar's hairs get up his nose	 Bounce: qu-qu-quen Handwrite: Round her head, up past her earrings and down her hair

Can you read the 'red' and 'green' words aloud?

Set 1 Tricky 'red' words

I, the, you, your, said, was, to, do, are, of, he, she, me, we, be, no, so, go, my, by, want, what, they, old, her.

Set 1 Decodable 'green' words

at, mat, sat, mad, dad, sad, gap, pan, top, got, dog, pin, tip, pig, dig, sit, it, in, on, and, an, up, cup, mud, kit, bed, get, met, bin, bad, cat, can, cot, hen, hit had, fan, fat, log, shop, fun, lip, fish, ship, let, jet, wet, vet, yes, wish, web, yet, jam, yap, jog, win, yum, rat, red, run, wing, chin, thick, chop, chat, quit, quiz, sing, thing, bang, this, thin, fix, six, zag, sip, fox, box, stink, wink, back.



Learning Checklist

Reading	Writing
I can sound out each phoneme for each grapheme of the set 1 sounds	I can write words using set 1 sounds accurately
I can segment sounds in words such as cat = c-a-t	I am beginning to write in simple sentences accurately
I can blend sounds back together to form words	I can use a full stop and capital letter
I can read set 1 sounds at speed	I am beginning to use adjectives (describing) words
I can read the green words	I can write to show my understanding of what I have read
I can read the red words	My writing begins to show creativity and imagination
I can read and decode nonsense words	
Useful Links and Websites	
Sound Cards: https://www.stmarysbacup.org/serve_file/894678	
Alphablocks - lots of episodes on YouTube Here's an example for 'qu': https://www.youtube.com/watch?v=sjAWokNWPYE	
And 'sh' and 'ch': https://www.youtube.com/watch?v=2ncQwQZJ47E	
Mr Thorne does Phonics. Here is the 'a' sound modelled to you: https://www.youtube.com/watch?v=H6fxDt4nV64	
And a 'ch' sound: https://www.youtube.com/watch?v=SEoednLrsMY	
And a 'nk' sound: https://www.youtube.com/watch?v=7_c8RCjU8_g	
Guidance for parents/carers: Ruth Miskin RWI - guidance: https://www.ruthmiskin.com/parentsandcarers/	
Oxford Owl - free RWI ebooks and further guidance: https://home.oxfordowl.co.uk/reading/reading-schemes-oxford-levels/%20read-write-inc-phonics-guide/	
	Take it Further...
	What can you do at home?
	Share and enjoy books/reading with an adult or sibling
	Read what interests you
	Practise reading and spelling both the red and green words
	Learn your set 1 sounds and practice them with an adult or sibling
	Write out sounds, spellings, and word/sentences as often as possible
	Read every day with an adult or sibling and talk to them about what you can tell from the pictures to develop your storytelling skills
	Listen to adults/siblings read every day and listen to how they can show excitement and emotions
	Read stories and spot the sounds we have been learning

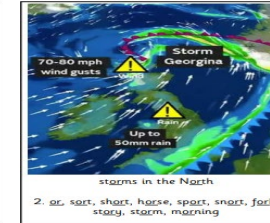









Phonics: Read, Write Including Set 2 Sounds



Key Vocabulary (Words)

Phoneme	A single unit of sound, e.g. m.
Grapheme	The written sound of a phoneme.
Digraph	Where two letters represent one sound, e.g. sh.
Trigraph	Where three letters represent one sound, e.g. igh.
Vowels	The letters: a, e, i, o, u.
Consonants	All consonants are the letters except a, e, i, o, u.
Segment	When you break a word into the individual sounds, e.g. s l e e p.
Blend	When the sounds are then quickly put back together, e.g. g o a t – goat.
Green Word	A word that is fully decodable and is able to be segmented.
Red Word	A word that cannot be decoded through phonics, e.g. any.
Nonsense words	Made up words to check phonic decoding skills, e.g. flay spoo shoy.
CCVC	Consonant/consonant/vowel/consonant words, e.g. skip green spoon
CVCC	Consonant/consonant/vowel/consonant words, e.g. dogs test maths

Set 2 Speed Sounds



Can you read the 'red' and 'green' words aloud?

Set 2 Tricky 'red' words

all, call, tall, small, ball, any, many, one, anyone, once, some, come, love, where, there, does, who, here, were, watch, other, brother, mother, father, two.

Set 2 Decodable 'green' words

day, may, play, say, spray, way, lay, tray, been, green, see, seen, sleep, three, feel, keep, need, bright, fright, high, light, might, night, blow, know, low, show, slow, snow, flow, glow, food, moon, pool, spoon, too, zoo, fool, mood, stool, book, cook, foot, look, shook, took, car, hard, part, sharp, star, start, bar, park, smart, spark, fork, horse, short, snort, sort, sport, worn, air, chair, fair, hair, lair, stair, bird, dirt, girl, third, twirl, whirl, found, loud, mouth, out, round, shout, boy, enjoy, toy.

Learning Checklist

Reading	Writing
I can sound out each phoneme for each grapheme of the set 2 sounds	I can write words using set 2 sounds accurately
I can segment sounds in words such as cat = c-a-t	I can write in simple sentences accurately
I can blend sounds back together to form words	I can use a full stop and capital letter accurately
I can read set 2 sounds at speed	I can use adjectives to describe
I can read the green words	My writing shows understanding of what I have read
I can read the red words	My writing begins to show creativity and imagination
I can read and decode nonsense words	

Useful Links and Websites
Sound cards: https://www.stmarysbacup.org/serve_file/894696
Alphablocks - lots of episodes on YouTube Here's an example for 'ou' and 'oy': https://www.youtube.com/watch?v=sVU-4dN-wHg
And 'igh' https://www.youtube.com/watch?v=lcE8bEdvHI
Mr Thorne does Phonics. Here is the 'ow' sound modelled to you: https://www.youtube.com/watch?v=Wot5CmStKIY
And a 'ir' sound: https://www.youtube.com/watch?v=c_09njG46O0
And a 'ou' sound: https://www.youtube.com/watch?v=qtCB7CYH3I
Guidance for parents/carers: Ruth Miskin RWI – guidance: https://www.ruthmiskin.com/parentsandcarers/
Oxford Owl - free RWI ebooks and further guidance https://home.oxfordowl.co.uk/reading/reading-schemes-oxford-levels/%20read-write-inc-phonics-guide/

Take it Further...

What can you do at home?
Share and enjoy books/reading with an adult or sibling
Read what interests you
Practise reading and spelling both the red and green words
Learn your set 2 sounds and practice them with an adult or sibling
Write out sounds, spellings, and word/sentences as often as possible
Read every day with an adult or sibling and talk to them about what has happened/ what you have learnt from your reading
Listen to adults/siblings read every day and listen to how they can show excitement and emotions
Read stories and spot the sounds we have been learning



Phonics: Read, Write Including Set 3 Sounds

Key Vocabulary (Words)

Phoneme	A single unit of sound, e.g. m.
Grapheme	The written sound of a phoneme.
Digraph	Where two letters represent one sound, e.g. sh.
Trigraph	Where three letters represent one sound, e.g. igh.
Split Digraph	Where two letters that represent one sound are split by another letter, e.g. a-e in n a m e
Vowels	The letters: a, e, i, o, u.
Consonants	All consonants are the letters except a,e,i,o,u.
Segment	When you break a word into the individual sounds, e.g. s l ee p.
Blend	When the sounds are then quickly put back together, e.g. g oa t – goat.
Green Word	A word that is fully decodable and is able to be segmented.
Red Word	A word that cannot be decoded through phonics, e.g. worse.
Nonsense words	Made up words to check phonic decoding skills, e.g. fleep zane snoap
Syllables	Where a word can be broken down into different parts.

Can you read the 'red' and 'green' words aloud?

Set 3 Tricky 'red' words
above, buy, worse, walk, talk, bought, thought, caught, whole, wear, through, great, should, would, could, saw, why, now, how, down, over, son, water, school, everyone, their, people.

Set 3 Speed Sounds



Set 3 Decodable 'green' words
join, voice, coin, make, cake, name, same, late, date, Smile, white, nice, like, time, hide, tune, rude, huge, brute, use, June, saw, law, dawn, crawl, paw, yawn, share, dare, scare, square, bare, burn, turn, spurt, nurse, purse, hurt, how, down, brown, cow, town, now, snail, paid, tail, train, paint, rain, goat, boat, road, throat, toast, coat, chew, drew, new, flew, blew, grew, fire, hire, wire, bonfire, inspire, conspire, hear, dear, fear, near, year, ear, sure, cure, picture, mixture, creature, future, adventure, temperature, conversation, celebration, exploration, tradition, congratulation, attention, delicious, suspicious, vicious, scrumptious, precious, ferocious.



Learning Checklist

Reading	Writing
I can sound out each phoneme for each grapheme of the set 3 sounds	I can write words using set 3 sounds accurately
I can segment sounds in words such as cat = s-l-ee-p	I can write in simple sentences accurately
I can blend sounds back together to form words	I can use a full stop and capital letter accurately
I can read set 3 sounds at speed	I can use adjectives to describe
I can read the green words confidently	My writing shows understanding of what I have read
I can read the red words confidently	My writing shows creativity and imagination
I can read and decode nonsense words	

Useful Links and Websites
Sound cards: https://static1.squarespace.com/static/5b0e74d775f9eefeadca6f6e/t/5f020d78524a1c2b6523aba7/1593970045954/RWI---Set-3---A7-Mini-Flashcards.pdf
Alphablocks - lots of episodes on YouTube Here's an example for 'ay', 'ai' and 'a-e': https://www.youtube.com/watch?v=sVU-4dN-wHg And 'au' and 'aw': https://www.youtube.com/watch?v=-lcE8bEdvHI
Mr Thorne does Phonics. Here is the 'tion' sound modelled to you: https://www.youtube.com/watch?v=4I4o4WrTLMg And a 'ow' sound: https://www.youtube.com/watch?v=EznhbviF_2w And a 'ew' sound: https://www.youtube.com/watch?v=GJL84QOnGIA
Guidance for parents/carers: Ruth Miskin RWI - guidance: https://www.ruthmiskin.com/parentsandcarers/ Oxford Owl - free RWI ebooks and further guidance https://home.oxfordowl.co.uk/reading/reading-schemes-oxford-levels/%20read-write-inc-phonics-guide/

Take it Further...

What can you do at home?
Share and enjoy books/reading with an adult or sibling
Read what interests you
Practise reading and spelling both the red and green words
Learn your set 3 sounds and practice them with an adult or sibling
Write out sounds, spellings, and word/sentences as often as possible
Read every day with an adult or sibling and tell them about what has happened/ what you have learnt from your reading.
Listen to adults/siblings read every day and listen to how they can show excitement and emotions
Read stories and spot the sounds we have been learning